Issues Facing Higher Education

Southern Business Administration Association
2016 Annual Meeting
November 14, 2016

Dr. John Hayek
Vice Chancellor for Academic Affairs
Texas State University System

Texas State University, San Marcos, TX

Copyrighted Material
MARK H. McCORMACK
What They DON'T Teach You at Harvard Business School
More than one million copies sold!
Notes from a Street-Smart Executive
WITH A NEW FOREWORD BY ARIEL EMANUEL AND PATRICK WHITESELL
Copyrighted Material

THE TEXAS STATE UNIVERSITY SYSTEM

- Oldest university system in Texas
- 8 component institutions
- 85,000 enrolled students
- 18,400 degrees & certificated awarded annually
- 4,800 faculty members
- $1.1 billion operating expenditures




Nation

21 M enrolled students | 4 M faculty and staff | 4,700 degree granting institutions

5 M degrees / certificates | $80 B in State Funding | $1.2 trillion in student debt

Policy Issues

College Access & Affordability | Degree Completion | Financial Challenges

Guns on Campus | Sexual Assault | Data Privacy | Accountability | Athletics

Veterans | K-12 Alignment | Regulations | Research | International

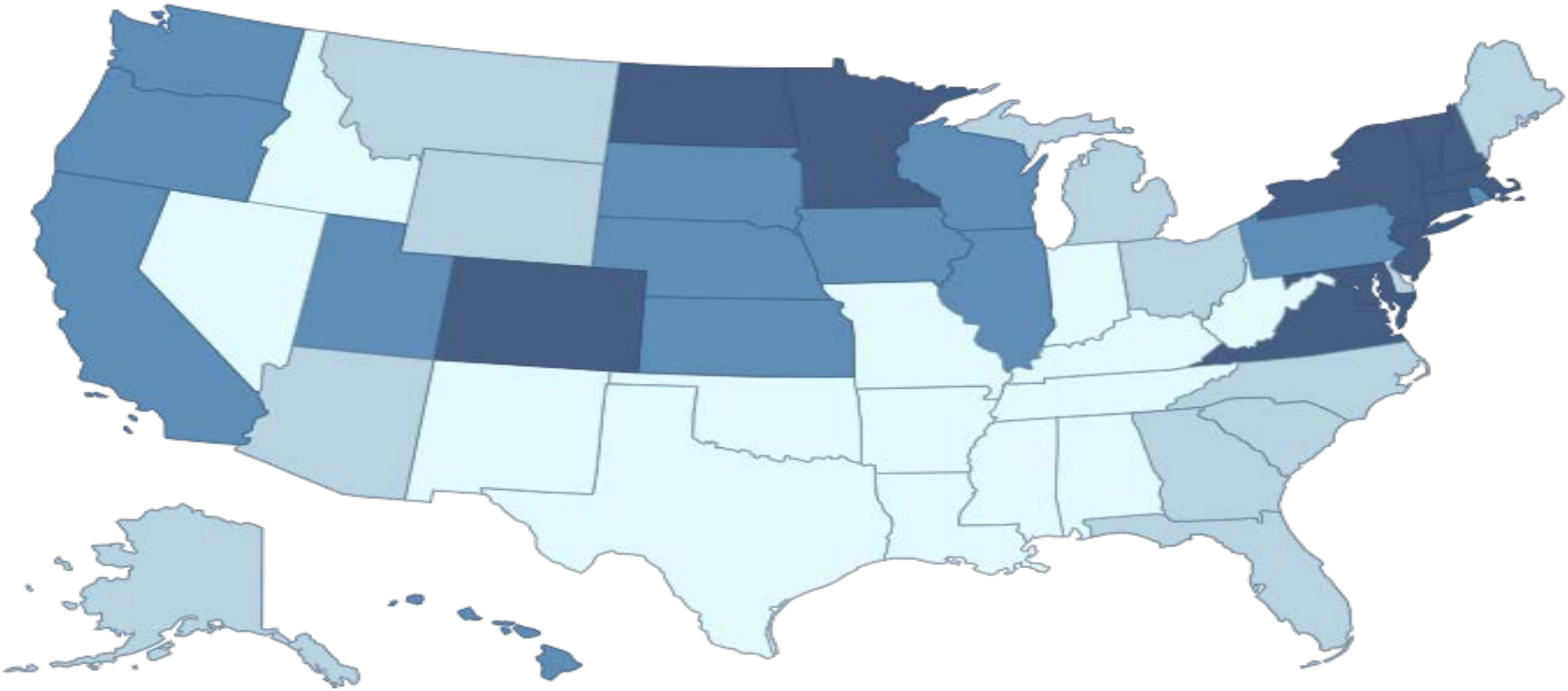

27.4 to 36.1
36.2 to 39.4
39.5 to 44.0
44.1 to 50.5

U.S. Average = 39.5

Percent of Adults 25 to 64 with an Associates Degree or Higher (2012)

Source: U.S. Census Bureau, 2012 American Community Survey One-Year Public Use Microdata Sample.

States

Education Attainment | Competition for Resources (3 Ps) | P16 - College Readiness

Jobs & Workforce Training | Research & Economic Development | Regional Planning

Campus

Constrained Resources | Faculty Recruitment | Student Enrollment

Program Quality | Online Education | Internationalization

Themes

Relevance | Story Telling/Effective Communication | Academic Leadership

Financing | Technology Solutions | Student Success



Relevance

Public Discourse | Quality of Life | Standard of Living

A Better Future | Solving Critical Problems





(c) 2007 Lisa Benson, Distributed by The Washington Post Writers Group. Reprinted with Permission.

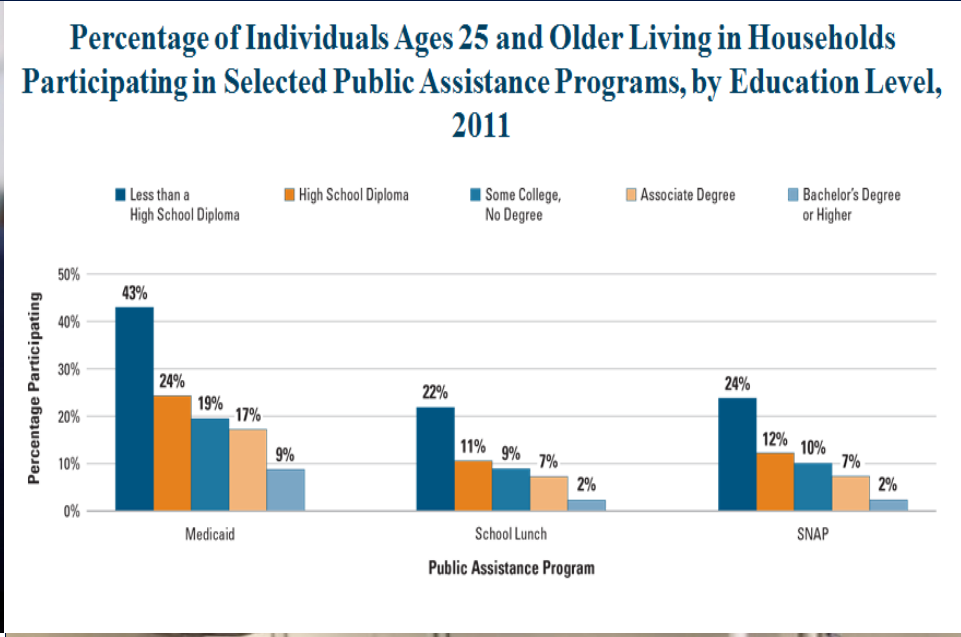

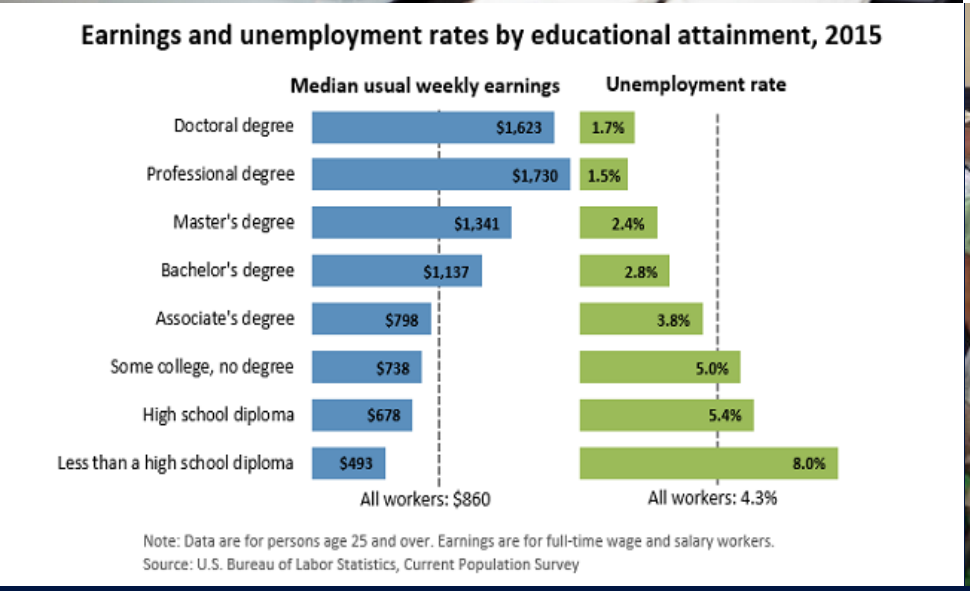

Story Telling

Controlling Narrative | External Communication | Internal Communication

Private and Public Benefits | Art & Science | Emotional and Compelling

Academic Leadership

Aging Administration | High Turnover | Department Chairs

Research-Based Training | Vision | Future Presidents

NET TUITION AS A PERCENT OF PUBLIC HIGHER EDUCATION TOTAL EDUCATIONAL REVENUE, U.S., FISCAL 1989-2014

NOTE: Net tuition revenue used for capital debt service is included in net tuition revenue, but excluded from total educational revenue in calculating the above figures.
SOURCE: State Higher Education Executive Officers

Financing

Competing Budget Priorities | State Versus Student Share

Federal Role | New Models



Technology Solutions

Academic and Student Support | Business Operations | Analytics

Delivery of Instruction | Networks/Collaborations | AI & VR

Student Success

Priority #1 | Completions, Quality, and Cost | Transfers, Adults, International

Student Engagement | Cascading Goals | Revenue Benefits

MBA Student	2015 (28)	2025 (38)	2035 (48)	2045 (58)	2055 (68)
Alumnus	1985 (28)	2015 (58)	2025 (68)	2035 (78)	2045 (88)
Associate Professor	2015 (50)	2025 (60)	2035 (70)	2045 (80)	2055 (90)

Looking Ahead

Constant Change | Importance of Life-long Learning | Talent Development

21st Century Leadership | Adaptability | Collaborations | Internationalization

Leveraging Strengths

High Quality Faculty and Students | Industry Partnerships| Marketable Skills

Career Services | Research Expertise

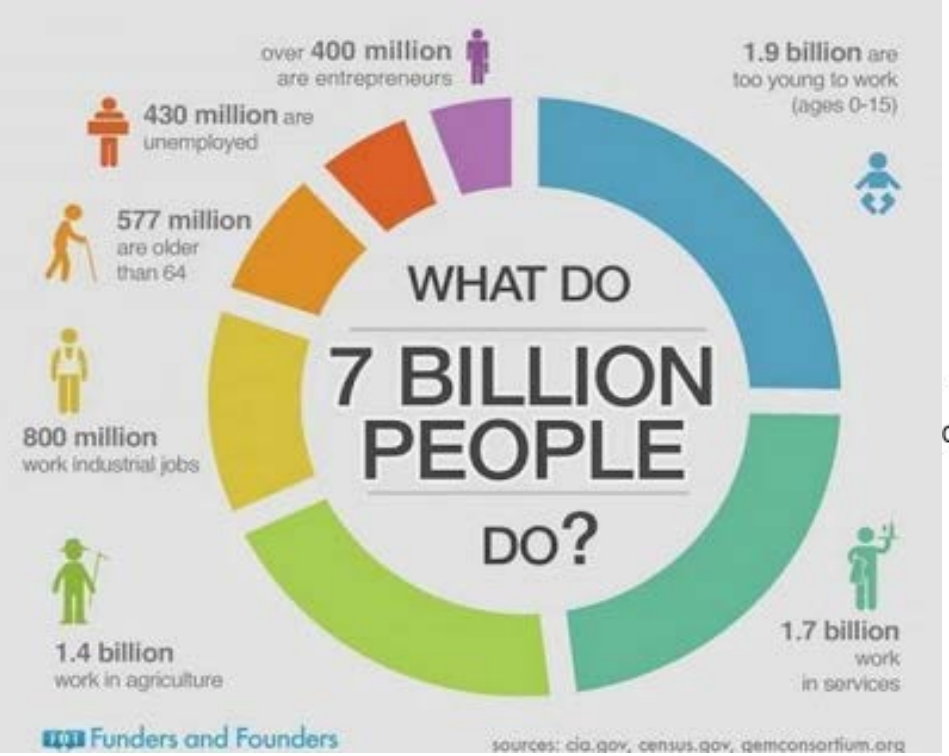

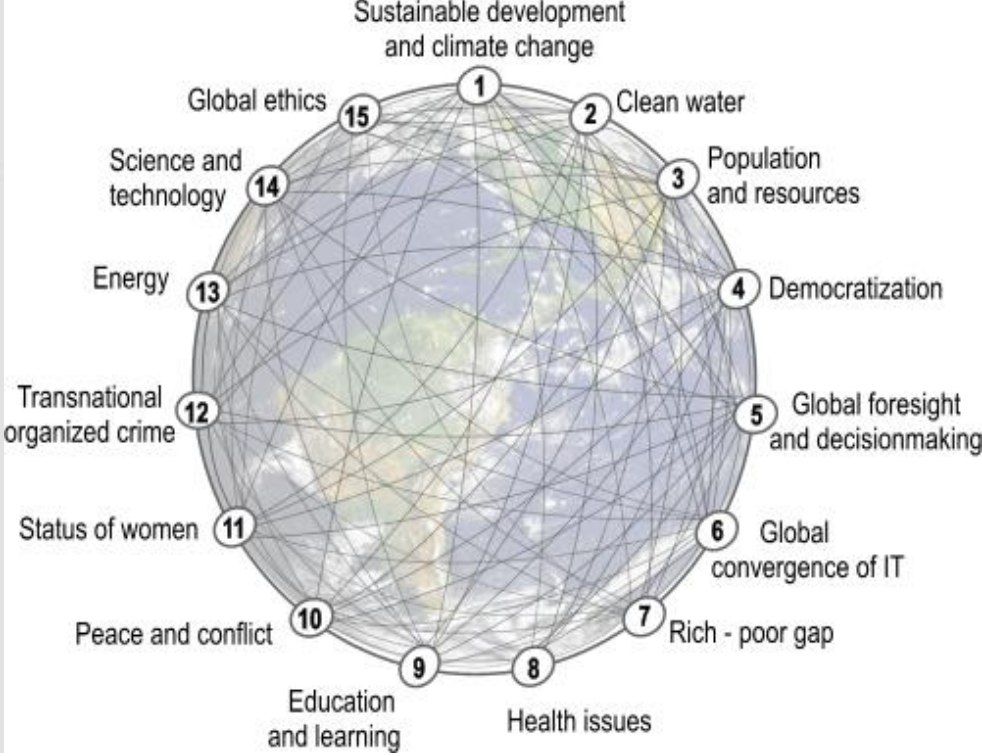

Top 10 Global Megatrends 2015-2030

Megatrends Watch Institute · www.megatrendswatch.com

Future 2050

Demographics | Focus Areas | Food, Water, Housing, & Energy Security

Geopolitics | Technology Solutions | Climate Change | Megacities

Issues Facing Higher Education

Southern Business Administration Association
2016 Annual Meeting
November 14, 2016

Dr. John Hayek
Vice Chancellor for Academic Affairs
Texas State University System

Texas State University, San Marcos, TX